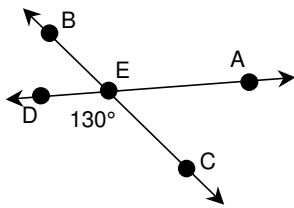


6A Use angle measurements to classify angles as acute, obtuse or right

1. What type of angle is $\angle DEC$?

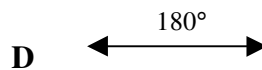
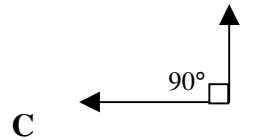
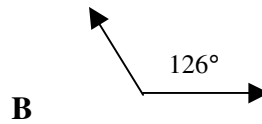
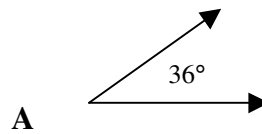


- A right
- B acute
- C obtuse
- D straight

2. Richard measured an angle in a scalene triangle. The angle was 72° . Which type of angle is this?

- A right
- B acute
- C obtuse
- D straight

3. Which shows a right angle?



4. Which figure contains an acute angle?

- A circle
- B triangle
- C square
- D rectangle